

Which i-mop is  
the one for you?

# Discover the differences



mais rápido



mais limpo



mais ecológico



mais seguro



melhor

# It's not *just* about cleaning...

While cleaning has never been more important, we believe effective cleaning is more than 'just' the removal of soil. It means ensuring the health and safety of people, while making the job easier, simpler, more efficient and even fun. It means consistent results all over the world, while protecting the world.



## ...It's about *happy* & *healthy* people

i-mop changes the whole experience of cleaning. It's smaller and much lighter than a walk-behind auto scrubber, but the brushes rotate faster and deliver more cleaning power, allowing you to do a better cleaning job with less effort. You can clean 10 times faster than with a mop and bucket and leave the floor cleaner, with no more effort than walking. Intuitive one-hand turns make the job as easy as can be.



Available in 3 sizes

Join the revolution

# A smarter way of cleaning

**Interested in an i-mop for your business?**

**Great choice!** The i-mop family cleans up to 70% faster than conventional wet mopping and up to 30% faster than conventional auto scrubbing. The i-mop and its ability to get right to the edge and under obstacles results in maximum maneuverability. With 3 smart models and a range of pads & brushes it's guaranteed that there's 1 that fits your needs.



imop **Lite**

i-mop **XL**

i-mop **XXL**

- **3 models**
- **5 types**
- **1 combo**

i-mop **XL**



BASIC



PLUS



PRO

i-mop **XXL**



PRO

imop **Lite**



i-drive



**Clean areas in one drive**

The key feature of the i-drive is its smart design to carry an i-mop lite on its back, allowing the operator to exit the vehicle and clean combined spaces (large, small and/or obstructed areas).

## XL & XXL

### BASIC, PLUS, PRO

# The differences

	XL Basic	XL Plus	XL Pro	XXL Pro
Battery safety guard	✓	✓	✓	✓
2 Control Panel	✓	✓	✓	✓
3 Splash guards	✓	✓	✓	✓
4 Floating ball system	✓	✓	✓	✓
5 Electronic angle switch	✓	✓	✓	✓
6 Timer display	-	✓	-	-
7 Electrophoresis anti-corrosion coating	-	-	✓	✓
<b>NEW</b>				
8 Drive support	-	✓	✓	✓
9a Parking support	-	✓	✓	-
9b Stop & go parking	-	-	-	✓
10 i-dose® tank (clean)	-	✓	✓	✓
11 i-link	-	-	✓	✓
12 Lift kit	-	-	✓	✓
13 Antibacterial tanks	✓	✓	✓	✓
14 i-power 20 batteries	-	-	-	✓
15 Detachable vacuum motor	-	-	-	✓
16 Compatible with i-scent fragrance pod	-	-	-	✓
17 EPA filter	-	-	-	✓

# Overview

## A closer look



1

### Battery safety guard No more drained batteries

Raising the scrub deck into the Park position will automatically shut off the battery of the i-mop to prevent battery drainage and optimize battery life. Lower the deck to working position, and the battery automatically switches back on.



2

### Control panel You can control me

The control panel on the i-mop is easy to use thanks to its intuitive design. With the main control knob you can choose the desired settings. Want to use less water? Push the eco-mode button and instantly reduce your water usage with 40%. Thanks to the battery indicator on the display you know exactly when to recharge the batteries.

*The i-mop Basic has a silver knob, the i-mop Plus has a blue knob and the i-mop Pro has a black knob.*



3

### Splash guards Say goodbye to splashing

With the automatic battery shut-off, brushes stop rotating when the unit is put in the upright (parked) position to wheel from one place to another. This prevents splashing against people walking by and undoing your cleaning. And even when i-mop is in working mode, splash guards on both sides of the deck prevent water from spreading.



4

### Floating ball system I'll keep my eye on the ball

There's a floating ball valve in the recovery tank filter system of all new i-mops. This feature (a) automatically closes the tank to prevent water from overflowing and (b) immediately stops the i-mop from extracting fluids from the floor.



5

**Electronic Switch**  
**Because you really don't want a flooded motor**

Many operators have a tendency to hold the i-mop below a 32-degree angle. This can cause the motor to flood. The electronic angle switch on the **i-mop Basic, Plus and Pro** automatically shuts down the motor when its not held in the right position.



6

**Timer display**  
**Keep track of running hours**

In the control panels of the **i-mop Plus** there's an integrated timer that displays how many running hours the i-mop has made in its lifespan. This way you know for instance when the i-mop needs maintenance or how many hours you should charge for use of the i-mop. The i-mop Pro keeps track of usage using the i-link platform.



7

**Coating**  
**Salt and chloride can't hurt me**

The **i-mop Pro** has a coating on the scrubber deck that protects the i-mop against salt, chloride and petrol. This means that you can also clean facilities at swimming pools and beach areas.

## New features



8

**Drive support**  
**Easy does it**

Drive support allows an operator to use the i-mop up to 2,75 kg less weight on the handle for easier turning and mopping. You can adjust the handle to 2 different heights so it can be used by people of different sizes. Use your foot up to engage or disengage drive support and get going. For i-mop XXL it's up to 3,45 kg less weight on the handle.



9a

**Parking support**  
**When you need a moment**

Back fatigue is a thing of the past. With parking support, you don't have to bend down for a deck lift when you want to park the i-mop for a short period of time. Parking support allows you to park the i-mop in a standing position for 10 minutes without lifting the deck. Simply engage or disengage parking with your foot.



9b

**Quick parking**  
**Stop & Go parking**

Simply press the parking button on the front of the i-mop XXL with your foot to pop up a support. Then all you need to do to park the i-mop is lean it forward. Quickly attend to other tasks while leaving your i-mop parked. No need to lift the deck!

**Ring the alarm**  
**Brushes need love too**

To avoid wear on the brushes, an alarm will sound when the i-mop is in park position for over 10 minutes. The machine will then automatically be disabled. Lift the deck to stop the alarm and restart the i-mop.

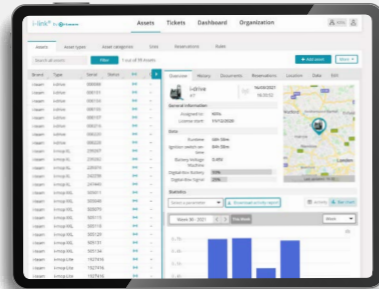
# New features



10

i-dose  
**The future is green**


With i-dose we introduce pods that contain a super concentrated, eco-friendly cleaning formula for the i-mop. Just pop the pod and wait for the liquid to drop in the water. Every pod contains exactly enough detergent for one i-dose solution tank. The i-mop now comes with a standard i-pod holder and waste bin for empty pods.



11

i-link  
**We're in the cloud**

i-link is the new cloud-based management platform for your cleaning equipment. New i-mops have small transmitters located inside them, already integrated with the i-link cloud. These transmitters will send usage information, battery levels, and even the location of the machines to the i-link cloud every day. It's also possible to set rules for notifications (e.g. reminders for maintenance after X hours of use) and to troubleshoot an issue with the machine to your i-partner.



12

Lift kit  
**Give liquids some time**

Sometimes detergents or disinfectants need some dwell time when you're cleaning the floor. And now you can easily give them that time. The lift kit makes it possible to lift the squeegee up with the flick of a switch.

13

Anti-bacterial tanks  
**Better for everyone**

The tanks have an antibacterial infusion into the plastic which kills bacteria and prevents them from sticking to the tank. This results in strong odor reduction and a safer work environment for the cleaner. Rest assured that all bacteria are removed when you dispose of the fluids.



14

i-power 20 batteries  
**Up to 130 minutes runtime in one go**

The newest addition to the plug and play system is the i-power 20 battery (24V, 20 Ah). One set keeps you cleaning up to 130 minutes with the i-mop XXL and remaining use time. The battery even has a digital screen to show the power cycles and remaining use time.



15

Detachable motor for XXL Pro  
**Faster repairs and maintenance**

The enhanced motor is smaller and a better fit for the i-mop. It can be removed within 3 minutes which is ideal for repairs and maintenance. It also **includes an EPA filter** and **uses the i-scent pod system** for fragrance.



16

**i-scent pod**  
With i-scent we introduce a soft, soothing, natural fragrance that you can add to the i-mop. You can place the optional i-scent cartridge in the motor and enjoy a refreshing scent while you clean.

17

**EPA filter**  
This filter collects some of the smallest particles of bacteria, viruses and other micro-organisms present in the air. It also collects the residue of the neutralized microbes.

The i-mop family

# Find your perfect match

The revolutionary i-mop changes the cleaning world forever. From now on, you can easily clean with the power of an auto scrubber and the agility of a flat mop. But not every space is the same. That's why we designed a whole i-mop family. Now there's a perfect match for every cleaning job. Discover which i-mop is the one for you.

## How to choose your i-mop

### 01 Spaces

What space are you going to clean? Large, medium, small or mixed area's? Do they have a lot of obstructions? Do you have to take them up the stairs?

### 02 Coating

Are you cleaning greasy, pool or beach areas?

### 03 Battery life


Consider how long you are using your i-mop per day. How long does the battery last and how long does it take to charge them?

### 04 Floor types

What type of floor are going to be cleaned with the i-mop? Complete your i-mop with the right brushes, pads and squeegees.

## Which i-mop is the one for you? When size does matter

i-mop turns 360° on the spot. This means you can easily clean underneath counters, restroom fixtures, in tight spaces, around obstacles and right to the edges of baseboards and store fixtures. Thanks to its relatively small size and unparalleled manoeuvrability, you can use i-mop both in obstructed spaces and in high traffic areas that require interim cleaning.



	imop Lite	i-mop XL	i-mop XXL
<b>Theoretical performance</b>	1400 m <sup>2</sup>	1800 m <sup>2</sup>	2300m <sup>2</sup>
<b>Practical performance</b>	700-1000m <sup>2</sup>	1000-1300m <sup>2</sup>	1200-1800m <sup>2</sup>
<b>Types of spaces</b>	→ Spaces with multiple levels → Route cleaning → Multiple locations → Small obstructed spaces	→ Large obstructed spaces	→ Large open spaces → Long aisles
<b>Weight</b> without battery & water	11.5 kg	18.5 kg	21 kg
<b>Weight</b> with battery & water	13	22.5	32

### What's the difference between theoretical and practical performance?

The theoretical performance shows the surface the i-mop could cover in completely unobstructed spaces. But as rooms usually aren't completely unobstructed, the practical performance shows the average surface that you could clean in (partially) obstructed spaces.





Clean more detailed areas

## Which i-mop is the one for you? **We're going places**

Being 50% lighter than the i-mop XL, the imop Lite is the smallest and lightest version in the i-mop family (11.5kg). Its unparalleled manoeuvrability and portability make it perfect for mobility cleaning. You can easily transport the imop Lite to multiple locations. No problem taking it up steps, on escalators or from building to building in a standard vehicle. Use it with ease in all sorts of spaces: big, small, occupied or empty.



Clean big spaces with one easy ride

## Quickly clean large, medium and small areas **A great duo**

The key feature of the i-drive is its smart design to carry an i-mop Lite on its back, allowing the operator to exit the vehicle and clean more detailed areas. Because of its small turning radius, the i-drive can turn in narrow aisles. You can also fill, refill and empty the imop Lite easily. Get fresh water from the i-drive, or empty the i-mop Lite recovery tank into the i-drive to keep your cleaning going.



## Which i-mop is the one for you? Protective coating

There are three sorts of environments where the use of the **i-mop XL Pro or XXL Pro** is advised. Chloride or salt are a unique challenge due to corrosion, chloride or salt. So make sure to use the i-mop XL or XXL Pro in these environments:

-  Greasy areas (grease)
-  Pool areas (chlorine)
-  Beach areas (salt)
-  Petrol stations (petrol)
-  Food industry (heavy salt)



## Which i-mop is the one for you? Battery powered freedom

Freedom of movement is essential in the cleaning world. That's why we said farewell to cords. The same i-batteries and i-chargers can be used with multiple components. We call it battery-powered freedom. Every i-mop has its own running time, depending on the battery.



RUNTIME*	i-power 9	i-power 12 lite	i-power 14	i-power 20
<b>i-mop XXL</b>	50-60 minutes	-	60-70 minutes	97 minutes
<b>i-mop XL</b>	60-70 minutes	-	90-100 minutes	123 minutes
<b>imop Lite</b>	-	45 minutes	-	-

CHARGETIME	i-power 9	i-power 12	i-power 14	i-power 20
<b>i-charge 2</b>	4~5 hours	-	5~6 hours	7~8 hours
<b>i-charge 9</b>	60~70 minutes	-	90~100 minutes	120~130 minutes
<b>i-charge imop lite</b>	-	6 hours	-	-

\*Based on runtimes on smooth flooring

**Want to work 24/7?**  
With multiple batteries and a (fast) charger, you can keep working around the clock. Discover the best batteries and charger for your needs.

# Which brush is the one for you? Let's take the floor

The i-mop is a heavy-duty scrubber for hard floors with exceptional cleaning power for grouted surfaces and a special setting for moisture sensitive surfaces such as a wood and computer flooring. With the extensive range of brushes, pads and other accessories you can handle a wide variety of soil types, floor types, and cleaning applications.

## Brushes




- Soft brush**  
Meant for light duty cleaning. Use on timber and delicate floors.
- Natural hair brush**  
Used for rubber floors, cork floors and timber sports halls.
- Medium brush**  
Used for everyday scrubbing and cleaning. The **standard** brush supplied with i-mop.
- Hard brush**  
Great for use with deep cleaning including grout lines.
- Low Density medium brush**  
This brush is used on sensitive surfaces.
- Low Density hard brush**  
This brush is used on sensitive surfaces.

## Regular pads (from least to most aggressive cleaning)




- White**  
Light buffing & Polishing
- Red**  
Regular buffing and cleaning pad
- Blue**  
Heavy cleaning pad, dull or unsealed floors
- Green**  
Aggressive scrubbing pad, unsealed floors. Gloss.
- Black**  
Very aggressive scrubbing and stripping

## Twister pads (only available for i-mop XL & XXL)



- Green**  
Daily cleaning on stone, concrete, ceramic, vinyl, timber, rubber floors
- Orange**  
Non-homogenous ceramic tiles and renovation of Terrazzo, stone and concrete floors

## pad driver



Use in combination with all our pads

	Description	Sell Unit	i-mop XL art. code	i-mop XXL art. code	imop Lite art. code
Brushes/ Pad Drives	Soft brush	Set/2	S.72.0092.70	S.72.1092.70	S.115.1054.70
	Natural hair brush	Set/2	S.72.0342.797	S.72.1342.797	S.115.1054.592
	Medium brush	Set/2	S.72.0092.797	S.72.1092.797	S.115.1054.797
	Hard brush	Set/2	S.72.0092.1	S.72.1092.1	S.115.1054.1
	Low Density brush (M)	Set/2	S.72.0391.797	S.72.1391.797	
	Low Density brush (H)	Set/2	S.72.0391.1	S.72.1391.1	
	Pad Drivers	Set/2	S.72.0214.797	S.72.1214.797	S.115.1056.797
Regular Pads	White Pad	Set/2	72.0213.2	72.1213.2	115.1057.2
	Red Pad	Set/2	72.0213.1	72.1213.1	115.1057.1
	Blue Pad	Set/2	72.0213.79	72.1213.79	115.1057.79
	Green Pad	Set/2	72.0213.64	72.1213.64	115.1057.64
	Black Pad	Set/2	72.0213.0	72.1213.1	115.1057.0
Twister Pads (only i-mop XL & XXL)	Green Twister pad	Set/2	72.0216.64	72.1216.64	-
	Orange Twister pad	Set/2	72.0216.4	72.1216.4	-

	Buffing	Cleaning	Deep Cleaning	Stripping
Concrete, rough				
Concrete, polished				
Marble/Terrazzo, dull, unprotected				
Marble/Terrazzo, shiny, unprotected				
Marble/Terrazzo, shiny, polished				
Granite, rough or non-shiny				
Granite, shiny				
Vinyl, protected by floor manufacturer				
Vinyl, protected by user				
Vinyl, unprotected				
Rubber				
Linoleum				
Wood				
Ceramic/Porcelain Tile - Matt Finish				
Ceramic/Porcelain Tile - Gloss Finish				
Sports Floors				

These recommendations are general in nature. Always check specific flooring manufacturer recommendations to determine suitable brushes and pads for your floor.

## Common parts

### Squeegees



**Standard use Linatex Squeegee Rubbers**  
High quality standard squeegee rubbers. Durable and Chemical resistant. **Comes standard with all models.**



**For light oily/greasy environments**  
Oil Resistant Squeegee Rubbers. Specially designed for longer life in very oily environments.



**For extreme oily/greasy environments**  
Primothane Squeegee Rubbers. Ultimate high performance squeegee rubber. Highly durable. Oil & chemical resistant.

### Castor wheels



**Castor wheels**  
Regular castor wheels for smooth floors.



**Stainless Steel castors**  
Heavy duty wheels designed for longer life on very rough floors. Suits i-mop XL & XXL.

### Scrub Brackets



**Heavy duty brackets**  
Designed to lift the squeegee off the ground. Designed for deep scrubbing and stripping.

SPECIAL CONDITIONS	Normal	Light greasy	Extreme greasy	Rough floors
<b>Squeegee Linatex</b>	x			
<b>Primothane Squeegee</b>		x	x	x
<b>Castor wheels regular</b>	x	x		
<b>Castor wheels stainless steel</b>			x	x

## Upgrade your i-mop Ultimate efficiency

If there's a better way to do it, we find it. The brand new i-dose Upgrade Kit for the i-mop XL and XXL is the result of our never-ending desire to innovate. Say farewell to standard cleaning detergents and the inefficiency of walking back and forth for refills. The i-dose cleaning pods are here to revolutionize your cleaning.



Perfect dosing.  
Everytime.

# Innovative cleaning solutions

The ultra-concentrated formula of the i-dose\* range is developed at HYGENIQ, based in Enschede, the Netherlands. HYGENIQ is the leader in sustainable and cradle-to-cradle approved cleaning solutions. The production process and the detergent are both eco-friendly.



#### **ID.5 Dina Might Daily Floor Cleaner**

Mild but effective daily use hard floor cleaner. Dislodges soils commonly found on most floor surfaces without leaving residue that can promote resoilage or create slippery conditions.



#### **ID.3 Super Sanitary Floor Cleaner**

Safe and mildly acidic cleaner. Suitable for most hard floor substrates and grout, especially designed to remove organic soils, soap scum, calcium, limescale and other soils commonly found on restroom floors.



#### **ID.7 Ultra Degreasing Floor Cleaner**

Degreasing floor cleaner. Suitable for all hard floor substrates. Especially effective in removing animal and vegetable-based grease from foodservice environments, and petroleum-based grease from automotive, industrial and retail environments.

\* All i-dose liquids are classified as non-hazardous goods and each one has safety data-sheets available in 12 different languages

# It's all in the mix

#### **No shaking required**

The viscosity of the i-dose is the same as water. When the liquid drops it completely disperses in the tank.



## Technical Specifications

	i-mop XXL	i-mop XL	i-mop Lite
Application	Indoor, hard surfaces only	indoor, hard surfaces only	indoor, hard surfaces
Theoretical performance	Up to 2300 m <sup>2</sup> per hour	Up to 1800 m <sup>2</sup> per hour	1400 m <sup>2</sup> per hour
Practical performance	1200 - 1800 m <sup>2</sup> per hour	1000 - 1300 m <sup>2</sup> per hour	700 - 1000 m <sup>2</sup> per hour
Brush speed	350 RPM	350 RPM	500 rpm
Brush pressure	32 kg	22,5 kg	13 kg
Operation width	62 cm	46 cm	37 cm
Size machine (l x w x h)	64,5 x 47 x 120 cm	47,5 x 44 x 120 cm	34 x 43 x 120 cm
Weight without batteries & water	21 kg	18.5 kg	11.5 kg
Clean water tank	5 L	4 L	3 L
Recovery clean tank	8 L	6 L	4 L
Material	PP, Aluminum alloy	PP, Aluminum alloy	PP, Aluminum alloy
Power source	2 i-power 20 batteries*	2 i-power 9 batteries or i-power 14*	i-power 12*
Battery spec	i-power 20: 24 V, 20 Ah	i-power 9: 24 V, 8.8 Ah i-power 14: 25.2 V, 14 Ah	i-power 12: 18 V, 12 Ah
Runtime	i-power 20: 110~130 minutes	i-power 9: 60~70 minutes i-power 14: 90~100 minutes	i-power 12: 45 minutes
Charger type	Off-board*	Off-board*	Off-board*
Charger	110-240 V, 50/60 Hz	110-240 V, 50/60 Hz	110-240 V, 50/60 Hz

\* Batteries and charger can be ordered separately.



# Seeing is believing

Schedule a demonstration today  
and discover how i-team can  
revolutionize your cleaning operation.  
We promise you'll be amazed.

---

## i-team Global HQ

Hoppenkuil 27B  
5626 DD Eindhoven  
Netherlands

hello@i-teamglobal.com  
+31 (0)40 266 24 00



**i-team**<sup>®</sup>

[i-teamglobal.com](https://i-teamglobal.com)

---

INQUIRE. INNOVATE. INSPIRE