

Your advantages at a glance



Simple & flexible

- Set up only once per day
- Very fast patient changeovers
- Intuitive operator control concept

► Very easy to use



Economical & efficient

- Low costs for disposables
- Optimal contrast medium management
- Efficient workflows

► Low overall operating costs



Hygienic & safe

- Closed system: direct injection from the original media containers
- Automatic patient-side air monitoring
- SafeConnect with contact protection

► Safe for patient and user



360° service from ulrich medical®

Take advantage of our comprehensive, individualized service!

- Extensive network of highly qualified service technicians
- Expert staff instruction and application support on site
- Telephone support and help with questions
- Needs-based service contracts
- Fast repair and loan unit service
- Regular technical safety checks

► Our comprehensive service for you: fast, reliable, individual

Technical data at a glance

MRI compatibility	Up to 3 Tesla
Dimensions (W x D x H)	530 mm x 530 mm x 1380 mm
Weight	approx. 40 kg
Power supply	Battery operation, lithium ion battery
Power supply (battery charge)	Voltage rating 100-240 VAC / 50/60 Hz
Media transport	Roll pump
Flow rate (with contrast media)	0.1 to 10.0 mL/s, in increments of 0.1 mL/s
Maximum injection volume	400 mL/patient
Reservoir volume	Contrast medium max. 2 x 200 mL NaCl max. 1 x 1000 mL or max. 1 x 2000 mL with bag and optional media rod
Maximum system pressure	Peak Value 17 bar (247 psi)
Air monitoring	3 detectors in the media supply tubing 1 detector for easy-click cassette and patient tubing
Pressure monitoring	1 pressure sensor
User interfaces	Terminal: 12" color TFT touch screen Injector: 4" color TFT touch screen
Data import and export	USB interface
Data transfer injector – terminal	WLAN
Number of boluses (phases) per injection program	Max. 40
Number of injection programs that can be saved	Max. 200
Pressure curve	Real-time display of the injection pressure
Software functions (standard)	CM-Loop: Alternate switching in the case two identical contrast media Keep-Vein-Open (KVO) Remainder display NaCl backup Manual pause, time-controlled pause, timer, elapsed time
Software options	Vein check CM-Select: Selection of a second contrast medium Same patient: Multiple injections per patient
Accessories for injector	Convenience package: consisting of a media rod, waste container, tray
Disposables	Patient tubing 2.5 m or 3.2 m Easy-click cassette with s holder or l holder Easy-click cassette flex with spikes

patented
or/and
pat. pend.

Sustaining member of the Deutsche Gesellschaft für Krankenhaushygiene e.V. (German Society for Hospital Hygiene)

CT 8101001 R1/2016-03 Subject to technical changes, misprints and errors.

MaxTM 3
ulricheasyINJECT

MRI contrast media injector from
ulrich medical®



reddot award 2015
winner

Do you wish for an optimal workflow and satisfied employees?


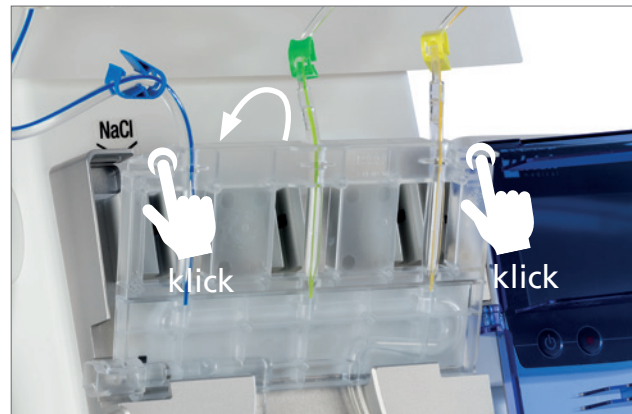
With the new generation of MRI contrast media injectors from Ulrich Medical®, this is no longer just wishful thinking. Insert easy-click cassette, close cover, connect patient tubing, load media container – now it's all ready for the first injection!

For every additional injection, only the patient tubing needs to be changed – the easy-click cassette can be left in place for 24 hours for as many injections as desired.

The three media connection points enable a second contrast medium to be selected (CM-Select). The alternating switching function when two identical contrast media are loaded (CM-Loop) additionally facilitates workflows.

Your advantages

- Set up only once per day
- 24 hours of use of the easy-click cassette
- Very fast patient changeovers
- Intuitive operator control concept
- Optimal CM management through two contrast media connection points
- Wireless operation



Setup made easy:

- ▶ Insert easy-click cassette
- ▶ Connect patient tubing
- ▶ Attach media container
- ▶ Done!

Patient changeovers in only a few seconds:

- ▶ Detach patient tubing
- ▶ Connect new patient tubing
- ▶ Done!

Three media connection points

- Connection points for all standard media containers

Patient-side air detector

Pressure sensor

Patient tubing

- Patient-side Luer lock connector with two check valves
- Injector-side connector with contact protection (SafeConnect)

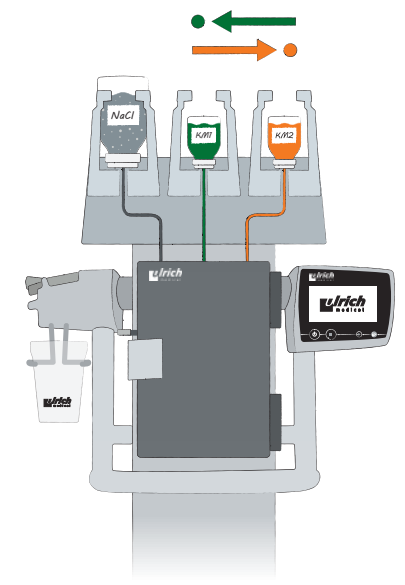
LED display

- Color display of the injected medium and status display

Intuitive operation with touch display

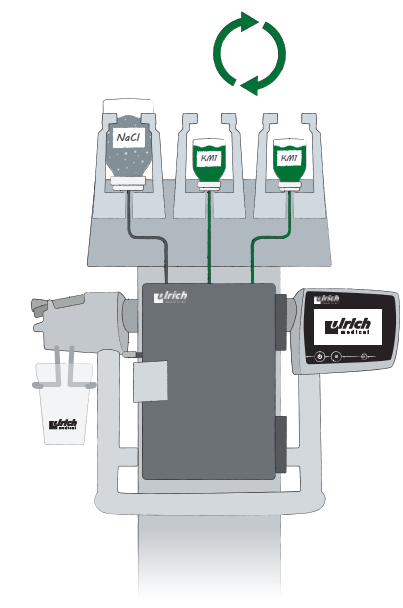
Easy-click cassette

- 24 hours of use for as many injections as desired
- Bacteria filter
- Particle filter
- Connector with contact protection (SafeConnect)



CM-Select

Selection of a second contrast medium



CM-Loop

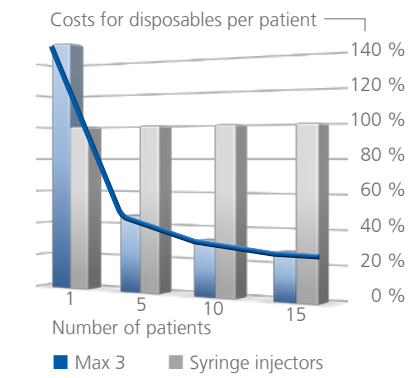
Alternate switching in the case two identical contrast medias

Would you like to save costs?

The injection is performed directly from the original media containers which makes the use of bulk containers and the resultant cost savings possible.

If two identical contrast media are loaded onto both connection points, the device automatically switches to the second contrast medium bottle as soon as the first bottle is empty. Optimal contrast medium management is thus guaranteed.

With Max 3, you also reduce your costs for disposables, since only the patient tubing needs to be changed for each patient.



Your advantages

- Low costs for disposables
- Optimal contrast medium management through the use of bulk containers
- Efficient workflows

24 hours of use of the easy-click cassette

- ▶ Only the patient tubing needs to be changed for each patient
- ▶ Save money!

Do you want maximum hygiene and safety?

Max 3 sets new standards for hygiene. The innovative SafeConnect offers optimal contact protection at the connection between the patient tubing and the easy-click cassette.

Since the injection takes place directly from the original media containers, the containers are only tapped once. This always ensures a closed system. Along with the approved use of the easy-click cassette for up to 24 hours, you are always on the safe side.

Your patients' safety is our highest priority. The unique patient-side air monitoring reliably guards against critical air injections.

Your advantages

- SafeConnect with contact protection
- 24 hours of use of the easy-click cassette
- Direct injection from the original media containers
- Reliable protection from retrograde contamination
- Protection from air injections through patient-side air detector



Closed system & SafeConnect

- ▶ Highest degree of hygienic safety for patient and user!